



G1-3

勇敢面對恐懼

論語古文解釋

The Explanation of The Analects

勇者不懼。

有勇氣的人不會害怕困難和挑戰，
能勇敢去面對。

Brave people fear nothing; they face
challenges and difficulties with courage.

參考財團法人臺南市至善教育基金會網站於出版品介紹與解釋





閱讀前，聊一聊



Before Reading



最讓你感覺恐懼的事情是什麼呢？

What scares you the most?

你找到方法克服這種恐懼了嗎？

Have you found a way to overcome this fear?

你認為真正勇敢的人應該是怎麼樣的人？

What characteristics do you believe a truly courageous person should possess?

他可以有害怕的事情嗎？

Can they have something to be afraid of?





閱讀中，聊一聊



During Reading

P.16-P.17

你有迷路的經驗嗎？當時你的感受如何？
請你想像迷路時會有什麼感受。

Have you ever been lost?

How did you feel at that time? Try to imagine how you would feel if you were lost.



P.18-P.21

阿弟和阿妹都覺得害怕，請你從18到21頁中的圖觀察，他們害怕的樣子有什麼不同的地方呢？

A-Di and A-Mei both feel scared. Please look at the pictures on pages 18 to 21 and observe how their expressions of fear are different. What do you notice about the way they show their fear?

P.22-P.23

為什麼阿弟要說「我也害怕，但是我要勇敢」？

Why did A-Di say "I am also afraid, but I have to be brave"?

P.28-P.29

如果你在野外迷路，你會怎麼做呢？

What would you do if you were lost in the wild?



P.38-P.39


你覺得「我們都很勇敢」這句話是在說哪些人很勇敢呢？
為什麼他們很勇敢？

Who do you think the phrase "We are all very brave" is referring to?
Why are they considered brave?



閱讀後，聊一聊

After Reading

 你認為一個勇敢的人應該具備什麼特質？他可以感覺害怕嗎？


What qualities do you think a true brave person should possess? Can he or she feel afraid?

 你認為生活中哪些人是勇敢的人？為什麼？

Who do you think are brave people in life? Why?

 當你害怕或擔心時，可以怎麼讓自己變勇敢？

How can you be brave when you're feeling scared or worried?



製作風箏

Make a Kite

遇到危險的時候，該怎麼求助呢？

以前的士兵會利用風箏傳遞求救的訊息，把風箏放得高高的，讓別人知道自己需要幫助。

後來，風箏變成了小孩們的玩具，有各種不同的美麗樣式，有些地方還會舉辦風箏嘉年華，讓各種不同造型的風箏像展覽品一樣在空中展示。

現在來做一個簡易的小鳥造型風箏吧！

When you encounter danger, how should you ask for help?

In the past, soldiers used kites to send distress signals. By flying the kite high in the sky, they could let others know they needed help.

Over time, kites became toys for children, with many different beautiful designs. In some places, kite festivals are held, where various kite shapes are displayed in the sky like exhibits.



Now, let's make a simple bird-shaped kite!



準備材料

Materials to be prepared

- A4紙 (想做什麼顏色的小鳥，便準備什麼顏色的紙)
- 色紙
- 線
- 釘書機
- 打洞機
- 彩色筆



- A4 paper (Choose the color of paper you want for your bird)
- Colored paper
- String
- Stapler
- Hole punch
- Colored markers



步驟


Steps

- 1 A4紙對摺後，將打V的兩個角拉到摺痕處，接著用釘書機釘好，A4紙呈現的弧度便是小鳥的翅膀。



After folding the A4 paper in half, pull the two corners marked with V to the crease and then staple them with a stapler. The arc shown on the A4 paper is the bird's wings.


- 2 用色紙剪出小鳥的嘴、尾巴，貼在風箏前後端，並用彩色筆畫出鳥的眼睛。鳥的腹部打洞，穿進繩子。

Use colored paper to cut out the bird's beak and tail, attach them to the front and rear ends of the kite, and use colored markers to draw the bird's eyes. Make a hole in the bird's belly and thread the string.

 當然，我們還可以利用色紙和彩色筆做更多的裝飾，但若貼上過多裝飾，可能會使風箏飛不起來唷！

Of course, we can also use colored paper and colored markers to make more decorations, but if too much decoration is applied, the kite may not be able to fly!





你是我的眼

You Are My Eyes



1. 選擇行走路線：選擇一條安全的路線，確保路上沒有障礙物或危險。
2. 兩人一組：一個人戴上眼罩，另一個人擔任指引者。
3. 指引過程：指引者與戴眼罩的人並肩行走，幫助他們順利走完路線。目標是在不接觸、詢問問題或給予口頭指示的情況下，到達指定位置。
4. 交換角色：一旦到達目的地，換角色。戴眼罩的人開始擔任指引者，而原本的指引者則戴上眼罩，並以相同的方式返回起點。

1. Choose the Walking Route: Select a safe route, making sure it is free of any obstacles or hazards.
2. Work in Pairs: One person will wear a blindfold while the other will act as the guide.
3. Guiding Process: The guide walks alongside the blindfolded person and helps them navigate the route. The goal is to reach the designated spot without any physical contact, asking questions, or giving verbal instructions.
4. Switch Roles: Once you reach the destination, switch roles. The blindfolded person will now guide, and the guide will wear the blindfold. Walk back to the starting point in the same manner.



被矇眼的人會因不確定感而感到害怕，需仰賴提供指示的人安定他的內心，這能夠讓孩子練習同理心和換位思考，同時也需要一點面對恐懼的勇氣。

The person with their eyes blindfolded may feel scared due to uncertainty and will rely on the guide to calm their mind. This activity helps children practice empathy and perspective-taking while also giving them the courage to face their fears.

認識漢字

Learning Chinese Characters is Fun



「手」這個字像是伸出五指的形狀。

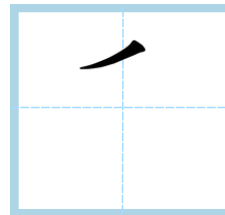
The character "手" looks like the shape of a hand with five fingers stretched out.

- 例如: 握手
- For example: handshake.


練習
Practice

請小朋友照筆畫練習寫字:


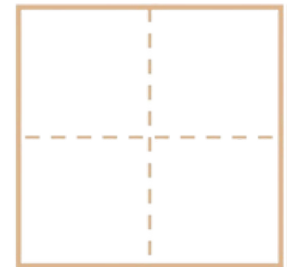
Practice writing this character according to its stroke order.



第1畫



第2畫



第3畫



第4畫