





G2-2

少指責別人，  
多要求自己



# 論語古文解釋

The Explanation of The Analects.

## 躬自厚而薄責於人。

要用嚴格的態度檢視與反省自己；相反地，要用寬容的態度對待他人，如此便能遠離他人的怨恨。如果能以自身好的行為感染別人，抱怨自然就會離你遠去。

We should examine and reflect on ourselves with a strict attitude, but treat others with tolerance. This way, we can avoid resentment from others. If we can inspire others through our good behavior, complaints will naturally stay away from us.

參考財團法人臺南市至善教育基金會網站於出版品介紹與解釋



# 閱讀前，聊一聊

Before Reading




當你在路上與人相撞時，你第一個反應是什麼呢？

是先怪別人還是先道歉？為什麼？

What is your first reaction when you crash into someone on the road?

Would you blame others first or apologize first? Why?



# 閱讀中，聊一聊

During Reading

P.12-P.15

為什麼阿弟說了兩次「你應該小心一點」，發生什麼事了？

Why did A-Di say, "YOU should be more careful" twice? What happened?

P.16-P.19

為什麼阿弟又說了兩次「你應該小心一點」，發生什麼事了？

Why did A-Di say, "YOU should be more careful" twice again? What happened?

P.20-P.21


阿弟怪罪爸爸沒有扶好腳踏車，你覺得爸爸這時感覺怎麼樣？他可能在想些什麼？

A-Di blamed his dad for not holding the bike properly.

How do you think his dad felt at that moment?

What might his dad have been thinking?





### P.22-P.23

**阿弟嫌棄奶奶提供的菜色，你覺得奶奶這時感覺怎麼樣？她可能在想些什麼？**

A-Di complained about the food Grandma made.  
How do you think Grandma felt at that moment?  
What might she have been thinking?



### P.24-P.25

**阿弟怪媽媽沒有幫他收拾書包，你覺得媽媽這時感覺怎麼樣？她可能在想些什麼？**

A-Di blamed his mom for not packing his schoolbag.  
How do you think his mom felt at that moment?  
What might she have been thinking?





### P.26-P.27

**為什麼所有人都不理阿弟了？**

Why did everyone start ignoring A-Di?





P.32-P.33

請你用「**對不起，我應該.....**」的句型幫阿弟把道歉的原因說清楚。

Please use the sentence pattern "I'm sorry. I should..." to help A-Di clearly explain the reason for his apology.

P.36-P.37

請你用「**謝謝你們幫我.....**」的句型，幫助阿弟把感謝的話說清楚。

Please use the sentence pattern "Thank you for helping me..." to help A-Di express his gratitude clearly.



# 閱讀後，聊一聊

After Reading

你曾有「不停指責別人，卻沒有想自己如何做會更好」的經驗嗎？說說看。

Have you ever experienced "keep blaming others without thinking about how you can do better"? Let's talk about it.

(接著上一題)在這件事情裡面，你還可以怎麼做、多要求自己哪些部分呢？


In this situation, what else could you do, and what areas could you ask more of yourself?

如果我們對別人要求太高，會發生什麼事情？會影響友誼嗎？

If we set too high expectations for others, what might happen? Will it affect friendships?

為什麼我們應該對自己要求高一點，對別人要求少一點？

Why should we demand more of ourselves and less of others?



# 感恩樹

The Gratitude Tree

感恩樹的葉子上記載著大家滿滿的感謝。🌿❤️

小朋友，生活中應該有很多讓你想說聲謝謝的人，  
請你將要感謝的事情寫在葉子上或畫在葉子上，  
並說一說這些感謝的故事。

如果你想感謝的事情不只五件事，  
可以自行加葉子喔！


The leaves of the gratitude tree are filled with heartfelt thanks from people. Reflect on the people you appreciate and write or draw your gratitude on the leaves. Share stories about what you're thankful for, and feel free to add more leaves if you have more than five things to express.





# 禮貌大富翁

Politeness Monopoly



## 遊戲前準備：

- 透過巧拼或海報紙，拼出或畫出大富翁的路徑。
- 標注起點與終點。

(可參考右邊的圖)

Preparation Before the Game:

- Utilize puzzle floors or posters to illustrate the path of Monopoly.
- Mark both the starting and ending points!

You can take a look at the image on the right for guidance.



## 遊戲道具：

- 巧拼或海報紙若干張
- 骰子一顆

Game props:

- Puzzle floor or posters
- A dice

# 遊戲規則


## Game Rules

如同傳統大富翁遊戲，每人輪流擲骰子，骰子上的數字決定向前幾步。

Just like the traditional Monopoly game, everyone takes turns rolling the dice, and the number on the dice determines how many steps forward.

經過已經有人站著的位置，  
必須說「請借過，謝謝」。

When passing through someone's standing spot, you must say, "Excuse me, thank you."



若是和他人站在同一格，後到的人  
必須說「請分我一點位置，謝謝」  
或是「對不起，佔用你一點空間」

If two people are in the same spot, the later one must say, "Please share some space with me, thank you," or "Sorry for taking up some of your space."



若是擲到六要和人換位置，  
便要說「對不起，我要和○○○換位置」  
或是「我要和○○○換位置，謝謝」。

If you roll a six and need to switch places with someone, you should say, "Excuse me. I need to switch places with [Name]," or "I need to switch places with [Name], thank you."




建議大人可以在遊戲前帶著小孩討論這三種情況應該說什麼話比較有禮貌，可以用大家討論出來的句子作為遊戲規則。

Adults can discuss these situations with children before the game, guiding them to agree on polite phrases to use as game rules.

# 認識漢字

Learning Chinese Characters is Fun



「自」本來是指鼻子，因為人們介紹自己時，常常會用手指著自己的鼻子。

The word "自" means nose because people point to their nose to say "myself."

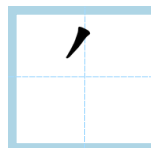
- 例如：自己
- For example: Self

練習


Practice

請小朋友照筆畫練習寫字：

Practice writing this character according to its stroke order.



第1畫



第2畫



第3畫



第4畫



第5畫



第6畫

