



G4-3

**給建議時，
好好說**

論語古文解釋

The Explanation of The Analects

忠告而善道之，
不可則止，無自辱焉。

如果發現朋友有不恰當的言行，要忠心地勸告、善意地引導；但如果對方還是不聽從，就停止勸說，不要自取其辱。

If you notice a friend doing something wrong, you should give them sincere advice and kindly guide them.

However, if they still refuse to listen to your advice, it's best to stop persuading them and avoid humiliating yourself.



閱讀前，聊一聊

Before Reading



你有沒有幫忙種過植物或養花？
種植物需要注意什麼呢？

Have you ever helped plant or take care of flowers?
What do you need to pay attention to when planting?



如果你的朋友做事情不太對，你會怎麼提醒他？

If your friend does something wrong, how would you remind him or her?

老師或爸爸媽媽在教你的時候，他們怎麼說？

What do teachers or parents say when they teach you?





閱讀中，聊一聊



During Reading

P.10

大家打算在菜園裡準備種什麼植物？

What plants did the students plan to grow in the vegetable garden?

P.14

阿方發現阿弟做得不好，他怎麼說？

A-Fang found out that A-Di was not doing well. What did he say?

P.16


阿弟聽到阿方的話以後為什麼故意挖更深？

Why did A-Di deliberately dig deeper after hearing what A-Fang said?

P.18

小珊澆了太多水，阿方是怎麼反應的？

Xiao-Shan poured too much water. How did A-Fang react?





P.20

小珊為什麼也不聽阿方的話？

Why didn't Xiao-Shan listen to A-Fang either?

P.26

老師發現大家不合作，說了什麼讓大家開始改變？

What did the teacher say that prompted the students to change?

P.28

阿方用什麼方式道歉，讓阿弟和小珊重新合作？

In what way did A-Fang apologize to get A-Di and Xiao-Shan to cooperate again?




P.30

最後他們種出的蕃茄長得怎麼樣？大家有什麼感覺？

What did the tomatoes look like? How did the children feel?





閱讀後，聊一聊

After Reading



阿方一開始的問題在哪裡？

What was A-Fang's problem at the beginning?

他的提醒方式為什麼會讓大家不高興？

Why did his reminder make everyone unhappy?

老師是怎麼幫助大家重新合作的？

How did the teacher help everyone work together again?

如果你是阿弟或小珊，當別人對你提出建議時
如果你不想聽，你應該怎麼禮貌地回應？

If you were A-Di or Xiao-Shan, how should you politely respond when someone gives you advice you don't want to hear?

你有沒有遇到過別人提醒你的方式不好，讓你不開心的時候？

Have you ever had someone remind you of something in a way that upset you?





正確說話，合作完成

Speak Clearly and Work Together to Complete the Task.

準備道具：

一盒積木或拼圖。

活動步驟：


家長將積木或拼圖分成兩部分，一部分給孩子，一部分自己保留或給另一個同學。


Preparation tools:

- A box of blocks or puzzles.


Steps:

- The parent divides the blocks or puzzle into two parts, giving one part to the child and keeping the other part for themselves or giving it to another classmate.





家長和孩子一組，或兩個同學一組一起合作完成積木或拼圖，但設一個規則：每人只能用「禮貌且正確的語氣」給對方建議，例如：「請幫我把這個放這裡，謝謝。」



如果有人說話太急或語氣不好，另一方要禮貌提醒：「我們應該好好說話哦！」


The parent and child work together as a team, or two classmates work together to complete the blocks or puzzle. But there's one important rule: each person may only give suggestions using polite and appropriate language, such as, "Please help me place this here. Thank you."

If someone speaks too quickly or uses an unfriendly tone, the other person should kindly remind them by saying, "Let's speak kindly!"



認識漢字

Learning Chinese Characters is Fun



艸



cài
菜

「菜」這個字上面是「艸」，表示植物，下面是「采」，表示用手採摘，現在表示蔬菜。

The character "菜" has "艸" on top, representing plants, and "采" below, symbolizing picking by hand. It now means vegetables.

- 例如：菜園
- For example: Vegetable garden

練習
Practice

請小朋友照筆畫練習寫字：

Practice writing this character according to its stroke order.

丨	十	十一	艸
第1畫	第2畫	第3畫	第4畫
艸	艸	艸	艸
第5畫	第6畫	第7畫	第8畫
艸	艸	艸	艸
第9畫	第10畫	第11畫	第12畫

