



W2-2

禮貌很重要



小兒語古文解釋

The Explanation of Wisdom for Children



沈靜立身，從容說話。
不要輕薄，惹人笑罵。



我們除了要慢慢說話，對待別人也要保持良好的禮貌。應該要對一切事物保有恭敬的心，這樣不僅我們能避免遭到別人嘲笑，也能和人保持良好關係。

A polite person not only takes their time when speaking but also treats others with kindness and respect. By being nice to everyone, we can avoid awkward situations and build better connections with people.

參考「淨宗學院」製作之影片《言行舉止不輕佻》第三集之影片釋義



閱讀前，聊一聊



Before Reading

1.


阿弟說了什麼？為什麼媽媽看起來很生氣？

What did A-Di say? Why did mom look angry?





閱讀前，聊一聊



Before Reading



2.

跟別人說話時，我們要注意什麼？圈起來。

What should we pay attention to when talking to others?
Circle your answer.

想到什麼說什麼

Saying whatever comes to mind

說話有禮貌

Speaking politely

說話時輕聲細語

Speaking gently

一邊說話一邊看著地上

Talking while looking at the ground

一邊說話一邊玩手指

Talking while playing your fingers

先聽對方說什麼

Listening to others' words before speaking

大聲尖叫

Screaming

看著對方眼睛說話

Talking while looking other's eyes

說請、謝謝、對不起

Always saying "please", "thank you" and "sorry"

閱讀中，聊一聊

During Reading

3.

P.14-15

當同學提醒你「別拉她頭髮」，你該怎麼做？

When a classmate reminds you, "Don't pull her hair," what should you do?

A. 馬上道歉

A. Say sorry right away.



B. 當沒聽到

B. Pretend you didn't hear that.



C. 我會.....

C. I would... (what would you do?)



4.

P.20-21

當你上課想向別人借東西時，你會怎麼做？

When you need to borrow something from someone in class, what would you do?

A. 馬上向同學借

A. Take it from your classmate right away.



B. 忍到下課

B. Wait until break time, then ask them.



C. 我會.....

C. I would... (what would you do?)



5.

P.36-39

如果你是阿弟的同學，你會原諒阿弟嗎？

If you were A-Di's classmate, would you forgive him?

A. 我會原諒阿弟，因為.....

A. I would forgive A-Di, because.....

B. 我不會原諒阿弟，因為.....

B. I would not forgive A-Di, because.....



閱讀後，聊一聊

After Reading

7.

說一說，阿弟做了哪些不對的行為？

Can you tell me what A-Di did that wasn't right?

想一想，是什麼原因讓阿弟改變並向大家道歉？

Think about it — what made A-Di change and say sorry to everyone?

(1) 說話沒禮貌，會對自己和別人造成什麼影響？

(1) What happens to you and others when you speak in a rude way?

(2) 做事沒禮貌，會對自己和別人造成什麼影響？

(2) How does being rude in actions affect you and other people?

先說阿弟的故事，再分享你的經驗吧！

Let's start with A-Di's story. After that, you can talk about something similar that happened to you.



POLITE

製作禮貌貼紙

Make "Be Polite" Stickers

1 在紙上寫下禮貌提醒

Write down some "polite reminder" on papers.



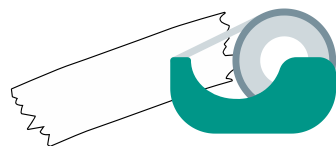
2 畫上可愛插圖

Draw some pictures if you want.



3 貼上透明膠帶

Put on scotch tape on papers.



4 把膠帶放水裡一分鐘

Put the tape into water for one minute.


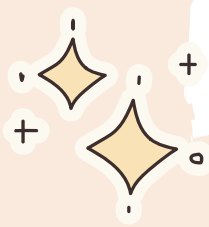
5 把紙搓掉

Rub the paper off.





6 神奇的事情發生了，文字和圖案會留在膠帶上，乾了以後膠帶會有黏性，透明貼紙完成！

Something magical has happened! The picture you made will stick to the tape. After the tape dries, it will be sticky again. Your hand-made sticker is ready!



認識漢字

Learning Chinese Characters is Fun



zhòng

重

「重」字由「人」和「東」組成，表示人背著很重的包裹向前走。

The character "重" is composed of "人" (person) and "東" (east), representing a person carrying a heavy burden forward.

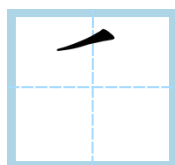
- 例如：重要 • For example, important.

練習

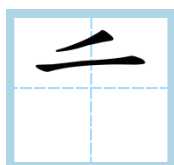
Practice

請小朋友照筆畫練習寫字：


Practice writing this character according to its stroke order.



第1畫




第2畫




第3畫



第4畫



第5畫



第6畫



第7畫



第8畫



第9畫

