

W3-1

善良和尊重



小兒語古文解釋

The Explanation of Wisdom for Children



心要慈悲，事要方便。
殘忍刻薄，惹人恨怨。



這句話說明心懷慈悲的重要，待人接物，若能顧慮別人的感受，便不會有殘忍刻薄的行為，才不會導致他人心裡埋怨。

This sentence emphasizes the importance of compassion. When interacting with others, considering their feelings helps prevent impolite behavior, and avoid resentment in relationships.

參考財團法人臺南市至善教育基金會網站於出版品介紹與解釋





閱讀前，聊一聊



Before Reading

1.

說一說，你覺得這本圖畫書在講什麼？
你怎麼知道的？

What do you think this picture book is about?
How can you tell?

2.

這本書有談到幾個地點「南非」、「台南」、「安平」、「荷蘭」，你知道這些地方是哪裡嗎？

This book mentions several places: South Africa, Tainan, Anping, and the Netherlands.

Do you know where these places are?



閱讀中，聊一聊

During Reading

3.

P.10

你曾有新同學的經驗嗎？你會想跟他/她當好朋友嗎？

Have you ever had a new classmate? Would you like to be good friends with him or her?

P.12

這是南非的國旗，那我們國家的國旗長什麼樣子呢？(可以畫畫看)

This is South Africa's national flag. What does our country's national flag look like? (You can draw it!)

P.17

你覺得戴著蝴蝶結的小女孩說的是對的嗎？
你的想法是什麼呢？

Do you think the little girl with the bow is right? What do you think?



4.

P. 19

你吃過豆花嗎？你會想試試看嗎？

Have you ever eaten soybean pudding? Would you like to try it?

P. 25

我們有像劍獅一樣可以保護自己家的民俗文化嗎？

Do we have a traditional symbol or custom that protects our homes like the sword lions?

P. 31

你有被別人嘲笑的經驗嗎？感覺怎麼樣呢？你怎麼做？

Has anyone ever laughed at you? How did it feel, and what did you do?



閱讀後，聊一聊

After Reading

5.

陪阿弟想一想

Let's think about it with A-Di!

說一說，書名「尊重和善良」是什麼意思？

What does the book title "Respect and Kindness" mean?

當別人對你很友善時，你會有什麼感覺？

How do you feel when someone is kind to you?

你想怎麼回報他們？

How would you show your gratitude to them?

你喜歡故事中哪一位小學生的行為呢？

Which girl's action do you like the most?

為什麼？

Why?



我的善良約定

My Kindness Promise



希望我們都可以成為一個善良有溫度的人，可以試著從生活中做起，一步步練習變成一個善良尊重的人。

1. 學會感激：練習每天寫下一件感恩的事，或是在睡前問問自己：「今天有什麼事讓我感動？」並且謝謝對方。感謝自己所擁有的，並樂意與他人分享別人缺乏的。
2. 放下批判：在批判他人前先冷靜思考「我講這些話有意義嗎？」。批判像一把雙面刃，使用的不恰當會讓對方受傷。
3. 付諸行動：實踐善良，一句溫暖的問候，或是關心的舉動，皆能帶給別人美好的一天。☀

We hope that we can all become kind and warm-hearted people. We can start by practicing in our daily lives, step by step, to become kind and respectful individuals.

1. Learn to be grateful: Practice writing down one thing you're thankful for every day, or ask yourself before bed, "What moved me today?" and thank the person. Be thankful for what you have and be willing to share with others who lack it.
2. Let go of judgment: Before criticizing others, take a moment to think, "Is what I'm about to say meaningful?" Criticism can be a double-edged sword; if used improperly, it can hurt others.
3. Take action: Practice kindness. A warm greeting or a caring gesture can make someone a beautiful day.

Let's start with small steps in daily life and practice kindness and respect every day!



善良尊重對決賽

Kindness and Respect Challenge



下圖有一些角色，你覺得他們有「善良」和「受人尊重」的特質嗎？你覺得哪裡看的出來他們有或是沒有這樣的特質呢？

Look at the characters in the pictures below. Do you think they are "kind" and "respectful"? Why or why not? Look closely and share your thoughts! 😊



你喜歡童話故事中的「巫婆」嗎？他們的特質是什麼？

巫婆們有「善良」和「尊重」的對待別人嗎？

為什麼很多人不喜歡巫婆的行為？我們可以怎麼幫助巫婆改變？

Do you like the "witches" in fairy tales? What are their traits?

Do witches treat others with "kindness" and "respect"?

Why do you think many people dislike how witches behave?

How can we help witches change and become better?

畫一畫你的國旗

Draw Your National Flag

故事中有孩子介紹自己來自南非，和他的同學介紹了自己的國家，
你的家鄉在哪裡呢？你的國家的旗子長什麼樣子呢？

試著畫下來吧！

In the story, a child introduced herself as being from South Africa and shared about her country with classmates. Where is your hometown? What does your country's flag look like? Try drawing it!




這是我的家鄉_____，

我很喜歡_____，_____的國旗，有_____個顏色。

This is my hometown, _____.

I really like _____.

The flag of _____ has _____ colors.



我會讀標語

I Can Read Signs

路上有很多的標語，故事的後面也有出現一個標語牌子上面寫「請勿進入」。說一說你還有看過什麼樣的指示牌，這些指示牌代表什麼意思呢？



There are many signs on the road, and at the end of the story, there is a sign that says, "Do Not Enter."


Can you think of other signs you've seen?

What do these signs mean? Let's discuss.



設計一張你的指示牌吧!

Design Your Own Sign!





簡易版豆花



Soybean Pudding Recipe



材料

Materials



無糖豆漿 1000ml

Unsweetened soy milk



吉利丁 12.5g

Gelatin



黑糖 200g

Brown sugar



水 100ml

Water

開始做囉！ Let's Get Started!



- (1) 吉利丁片泡冰水泡軟。
- (2) 無糖豆漿加熱到微微冒泡的程度後關火，放涼降溫至60度左右，泡泡撈掉。
- (3) 豆漿降溫後，將泡軟的吉利丁片擠去水分加入鍋中，攪拌至吉利丁融化。
- (4) 倒進乾淨容器中，撇掉泡沫，放入冰箱冷藏至少四小時至完全凝固即可。
- (5) 等待凝固時，先來煮黑糖水。
- (6) 以黑糖2、水1的比例，將黑糖完全融化煮滾，黑糖蜜就完成了！
- (7) 可以將黑糖蜜跟豆花一起吃。(加水稀釋或不稀釋都可以)

1. Soak the gelatin sheets in ice water until soft.
2. Heat the unsweetened soy milk until it's lightly bubbling, then turn off the heat. Let it cool to around 60°C (140°F) and skim off any foam.
3. Once the soy milk has cooled, squeeze out any excess water from the softened gelatin sheets and add them to the soy milk. Stir until the gelatin dissolves.
4. Pour the mixture into a clean container, skim off any remaining foam, and refrigerate for at least 4 hours until fully set.
5. While waiting for it to set, make the brown sugar syrup.
6. Mix brown sugar and water in a 2:1 ratio. Heat until the sugar dissolves and the syrup boils. The syrup is ready!
7. You can serve the soybean pudding with the brown sugar syrup. Feel free to dilute the syrup with water or use it as is. Enjoy!

認識漢字

Learning Chinese Characters is Fun



liáng



「良」這個字，中間的口是房子，上下是兩條通道的意思。


The character "良" has a "口" in the middle, representing a house, with pathways above and below it.

- 例如：良心 • For example: Conscience


練習
Practice

請小朋友照筆畫練習寫字：


Practice writing this character according to its stroke order.




第1畫



第2畫



第3畫



第4畫



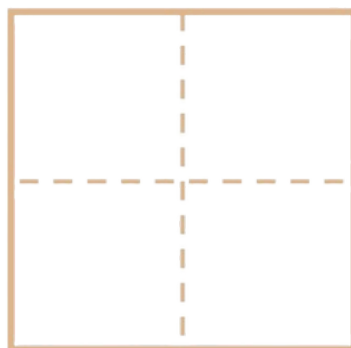
第5畫



第6畫



第7畫



• 筆順圖源自中華民國教育部「國字標準字體筆順學習網」：
<https://stroke-order.learningweb.moe.edu.tw/index.jsp>