



W3-2

裝滿水的瓶子



# 小兒語古文解釋

The Explanation of Wisdom for Children



能有幾句，見人胡講。  
洪鐘無聲，滿瓶不響。



這句話說明人不能自傲，喜歡到處炫耀才能，看到人就毫無根據地亂說話。有真才實學的人如同「洪鐘」與「滿瓶」，因為學的多，反而懂得自己的不足，顯得十分謙虛。

A truly learned person is like a grand bell or a full bottle—quiet, grounded, and aware of their own limitations. Only the shallow feel the need to boast and speak loudly wherever they go. Arrogance blinds, but true knowledge humbles.



# 閱讀前，聊一聊



Before Reading

1.

為什麼書名叫做《裝滿水的瓶子》呢？

Why is the book titled "The Bottle Filled with Water"?

2.

先翻閱圖畫書聊一聊故事



Let's go through the picture book and talk about the story!



你覺得阿弟發生什麼事情了？

What do you think happened to A-Di?

老師又在跟阿弟說什麼呢？

What do you think the teacher is saying to A-Di?

# 閱讀中，聊一聊

During Reading

3.

P.7 你覺得阿弟是一個怎麼樣的人呢？

What kind of person do you think A-Di is ?

P.17 現在你覺得阿弟是一個怎麼樣的人呢？  
你有改變對阿弟的看法嗎？

What kind of person do you think A-di is now ?Have you changed your opinion about A-Di?

P.23 你覺得小女生跟阿弟的差別在哪裡？

What do you think is the difference between the little girl and A-Di?

P.27



老師為什麼要跟阿弟講「瓶子裝滿水」  
與「瓶子沒裝滿水」的事情？

Why did the teacher talk to A-Di about "a bottle full of water" and "a bottle half full of water"?

你覺得老師想透過這個實驗，告訴阿弟什麼事情呢？

What do you think the teacher is trying to teach A-Di through this experiment?

# 閱讀後，聊一聊

After Reading

4.

P.33

看圖想一想，圖案上為什麼有「稻穗」和「竹子」呢？

Look at the pictures. Why are there "rice stalks" and "bamboo" in the story?



其實這個跟華人文化有關係，觀察一下稻穗是彎曲的，是不是很像人在謙虛的鞠躬呢？

This is connected to Chinese culture. Notice how the rice stalks are bent, resembling a person bowing in humility.



竹子則是因為內部是空心的，就像是隨時準備好要接受別人的建議，所以也有「謙虛」的涵義喔！

Bamboo, on the other hand, is hollow inside, symbolizing being open to accepting others' suggestions, which also represents humility.

5.

說一說，你想當一個謙虛的人嗎？為什麼呢？

「謙虛」有什麼優點和缺點嗎？

Do you want to be a humble person? Why or why not?

What are the advantages and disadvantages of being humble?



當你有很多知識或能力時，為什麼不需要大聲宣揚呢？

When you possess a lot of knowledge or skills, why is it better not to show off?



為什麼有些人即使什麼都不說，卻能讓人感受到他們很聰明或有內涵？

What allows some individuals to convey their intelligence or depth without saying a word?



6.

## 我學阿弟說話

Let's talk like A-Di

阿弟說：「我很勇敢像獅子一樣」。  
你可以學看看阿弟的說話方式嗎？



我很\_\_\_\_\_像\_\_\_\_\_一樣

A-Di said, "I am brave like a lion."  
Can you try speaking like A-Di?

I am very \_\_\_ like a(n) \_\_\_.

7.

## 動物接龍

Animal Solitaire

圖畫書裡出現「犀牛」、「花豹」以及「獅子」等動物，和家人試試看輪流講出一種動物的名稱，看誰可以講出最多種動物。




In the picture book, animals like "rhino," "leopard," and "lion" appear. Try taking turns with your family to name an animal and see who can come up with the most animal names.

8.

一起做做看一個和書中一樣的瓶子吧！

Let's make a bottle just like the one in the book!



一個  
寶特瓶



水

試著裝滿水與不裝滿水，聽聽看是不是有聲音吧！

Try filling it with water and not filling it with water, and listen to see if there is any sound!



再準備一些東西，就可以把不裝滿水的瓶子，變成浮沉子喔！

Prepare a few more items, and you can turn an unfilled bottle into a Cartesian diver!



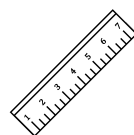
迴紋針  
Paper clips  
X2-3



吸管X1  
Straw

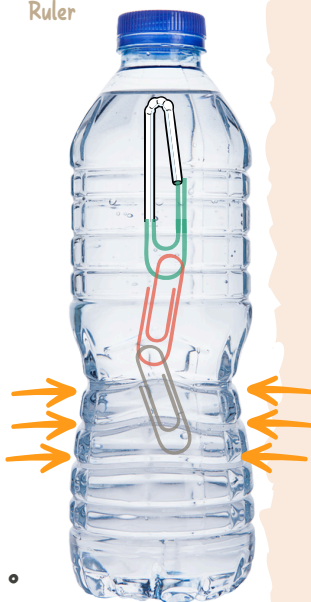


剪刀X1  
Scissors



RX1  
Ruler

- (1) 將吸管剪成6公分的長度後對折。
- (2) 拿出一支迴紋針左右分別套進吸管管口。
- (3) 第二與第三支迴紋針請接在第一支迴紋針下。
- (4) 以吸管在上，迴紋針在下的方式將「浮沉子」放入沒裝滿水的瓶子(約9分滿)。
- (5) 蓋上寶特瓶蓋，壓一壓寶特瓶，觀察浮沉子發生了什麼事。

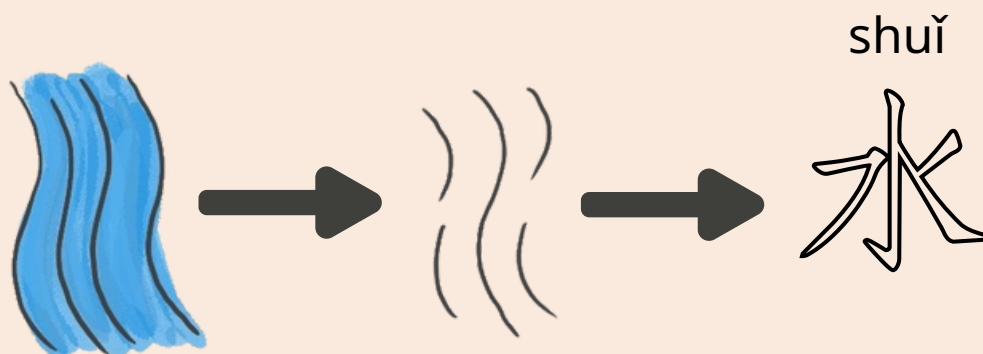


Steps to Make and Use a Cartesian Diver:

1. Cut a straw into a 6 cm piece, then fold it in half.
2. Take one paperclip and attach it to both ends of the straw, one side on each opening.
3. Hook a second and third paperclip onto the bottom of the first paperclip.
4. Place the diver into a plastic bottle filled about 90% with water, making sure the straw is on top and the paperclips hang below.
5. Tightly close the bottle cap. Then gently squeeze the bottle and observe what happens to the diver.

# 認識漢字

Learning Chinese Characters is Fun



「水」像彎彎的河流，表示水流的意思。

The character "水" looks like a flowing river, representing water.


- 例如: 水池
- For example: Pool

練習


Practice

請小朋友照筆畫練習寫字:

Practice writing this character according to its stroke order.




第1畫



第2畫



第3畫



第4畫

