A collection of decorative elements including two dark brown stars with radiating lines, two yellow four-pointed sparkles, and one yellow five-pointed star.

W3-4

讀好書，做好事

A cluster of four yellow four-pointed sparkles of varying sizes.A decorative border at the bottom featuring stylized clouds, several colorful stars (yellow, blue, pink), and small white flowers with yellow centers.



小兒語古文解釋

The Explanation of Wisdom for Children



讀聖賢書，字字體驗。
○耳之學，夢中吃飯。



讀聖賢書時，要認真去想每句話的意思，並把學到的道理用在生活中。讀書如果只閱讀而不實作，這樣對我們沒有幫助。

When reading famous people's writing, we should consider the meaning of the sentences and apply the lessons learned to our daily lives. Simply reading without taking action is an approach that doesn't make us become better people.



閱讀前，聊一聊



Before Reading



1.

在家裡，你幫過爸爸、媽媽或兄弟姊妹嗎？

你做了什麼呢？

Have you ever helped your dad, mom, or brothers and sisters at home? What did you do?

在學校，你幫過老師或同學嗎？

你做了什麼呢？

Have you ever helped your teacher or classmates at school? What did you do?



閱讀中，聊一聊



During Reading

2.

P.22-23

故事裡，阿弟和同學一起去社區活動中心幫忙。
如果你是阿弟的同學，你會做什麼準備？

In the story, A-Di went to the community center to help his classmates.

If you were A-Di's classmate, how would you prepare for it?



P.17

我們可以做什麼來幫助更多
身旁的人？

What can we do to help more people around us?





閱讀中，聊一聊



During Reading

3.

P.26-31

去社區活動中心，我們可以幫爺爺奶奶
做什麼？

What can we do to help older people at the community center?

P.17

我們可以做什麼讓周遭環境變得更乾淨？

How can we help keep our place clean?



閱讀後，聊一聊

After Reading

4.

生活中，你幫過不熟的同学或鄰居嗎？

Have you ever helped someone you're not really close to, like a classmate or neighbor?

(1)他是誰？

Who is he/she?

(2)你做了什麼？

What did you do?

(3)為什麼幫他？

Why did you help him/her?

古人說：「助人為快樂之本」。你有類似的經驗嗎？

The ancients said: "Happiness comes from helping others."

Have you had any related experience?

A 我有類似的經驗，我曾經做了……

A I had a similar experience. I did...

B 我沒有類似的經驗，我以後想去做……

B I don't have any related experience. I would like to do...

閱讀後，聊一聊

After Reading

5.

把想法變成行動很重要。社區有哪些需要大家一起去改進的地方？大家可以怎麼做？

It's important to turn our ideas into actions. What in our neighborhood could be improved? What can everyone do together to make it better?

生活中，還有哪些需要我們幫助的人或物？說出一個例子，並想一想大家可以做哪些事來幫助他。

In our daily life, who or what else might need our help? Give one example and think about what we can do to help.





範例：

我發現()需要大家的幫助，

住在地球上的我們可以()。

Example:

I found that () might need our help,
We who live on earth can () .



無家可歸的流浪狗

Homeless stray dogs

被破壞的森林

Destroyed forests

被丟垃圾的沙灘

Littered beaches

餓肚子的街友

Hungry street dwellers

住在山上沒辦法念書的小朋友

Children living in remote mountain areas cannot go to school.

社區裡的爺爺奶奶

Elderly people in the community

戰爭中受傷的人

People injured in wars



小天使-小主人任務

Little Angel-Little Master Mission

找四、五個朋友一起玩(越多人越好玩喔！)

遊戲規則：小天使要幫助小主人，但小天使不能被小主人發現。

步驟：

A. 抽籤決定誰是誰的小天使。

五個人(A、B、C、D、E)加入，就有五個小天使。

比如：A抽到成為B的小天使，B就會變成A的小主人。

B. 設定活動時間

比如：一天、三天、五天.....

C. 在活動期間內，小天使要努力觀察小主人需要什麼，幫助他喔！

D. 在活動結束時，小主人猜一猜自己的小天使是誰吧！



小天使-小主人任務

Little Angel-Little Master Mission



Let's Play: Secret Angel! (Find 4 or 5 friends to play — the more, the better!)

Game Rules:

The Secret Angel helps their special friend (we call them the "Little Master") — but shhh! Don't let them find out who you are!

Steps:

A. Pick names secretly.

If 5 people (A, B, C, D, E) join, there will be 5 Secret Angels.

For example, if A picks B, A will be B's Secret Angel, and B becomes A's Little Master.

B. Set a time limit.

It can be for 1 day, 3 days, or even 5 days — you choose!

C. Help your Little Master.

During the game, watch carefully and try to find ways to help your Little Master.

D. Time to guess!

At the end of the game, the Little Masters will guess who their Secret Angels are!





小天使-小主人任務

Little Angel-Little Master Mission



遊戲結束後，我們一起聊一聊！

Let's talk about this after this activity!

我是(誰)的小天使，在活動期間，

I am (someone)'s Secret Angel. During the activity,

我發現我的小主人(遇到什麼問題)，所以……

I noticed my Little Master (had a problem with something), so I decided to (do something to help).

我發現我的小主人(需要什麼東西)，所以……

I noticed my Little Master (need something), so I decided to (do something to help).

我發現我的小主人(需要什麼幫助)，所以……

I noticed my Little Master (needed help with something), so I decided to (do something to help).





小天使-小主人任務

Little Angel-Little Master Mission



遊戲結束後，我們一起聊一聊！

Let's talk about this after this activity!

我猜我是(誰)的小主人，在活動期間，

I think I was (someone)'s Little Master during the game.

While we were playing...

我受到小天使的幫助，他幫我(做什麼)，

讓我能.....

My Little Angel helped me (do something), so I could...

我受到小天使的幫助，他幫我(做什麼)，

讓我能.....

My Little Angel helped me (do something), so I could...

LOVE





小天使-小主人任務

Little Angel-Little Master Mission



當你注意到小主人需要幫忙時，你有馬上付出行動？

說一說你是怎麼做的？

When you noticed your Little Master needed help, did you help right away? What did you do?

當你幫助小主人後，你的心情有什麼變化？

說一說你的感受吧！

How did you feel after helping your Little Master? Talk about your feelings!



手做風鈴，傳達快樂

Hand-made Wind Chimes Convey Happiness

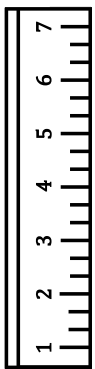
風鈴代表著快樂，送風鈴給別人是希望對方像風一樣自由快樂。跟著步驟，動手做風鈴，把這個快樂送給別人吧！

Wind chimes represent happiness.

Giving wind chimes to others means hoping they will be as free and happy as the wind. Follow the steps, start making wind chimes, and give this happiness to others!


準備：

Preparation:




R

ruler




膠水

glue



紙條9張

nine pieces of paper



掛繩1條

lanyard




打洞機

hole punch

STEPS

- 1 準備8張長方形紙條。
長20公分，寬1公分。

Prepare 8 rectangular strips of paper.
20 cm long and 1 cm wide.




- 2 在紙條中間打一個洞。
在紙條兩側距離一公分的地方，
用鉛筆畫一條線。

Punch a hole in the middle of the paper.
Draw a line with a pencil one centimeter apart
on both sides of the paper.

- 3 先把2張紙條交叉，黏在一起。
重複做四次。


再把四個交叉的紙條，黏在一起。

First cross the 2 pieces of paper and glue them
together.
Repeat four times.
Then glue the four crossed strips of paper
together.



4 把距離1公分的地方往內折

Fold 1 cm inward.



5 準備1張長方形紙條。
長17公分，寬1公分。
每間隔1公分畫一條線。

最後把往內折的紙條黏在17公分的紙條上

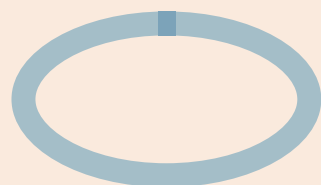
Prepare 1 rectangular piece of paper, 17 cm long and 1 cm wide.

Draw a line every 1 cm.

Finally, glue the folded paper strip on the 17 cm paper strip



1 cm





6 將掛繩穿過洞並打結。

Thread the lanyard through the hole and tie a knot.

大功告成囉！

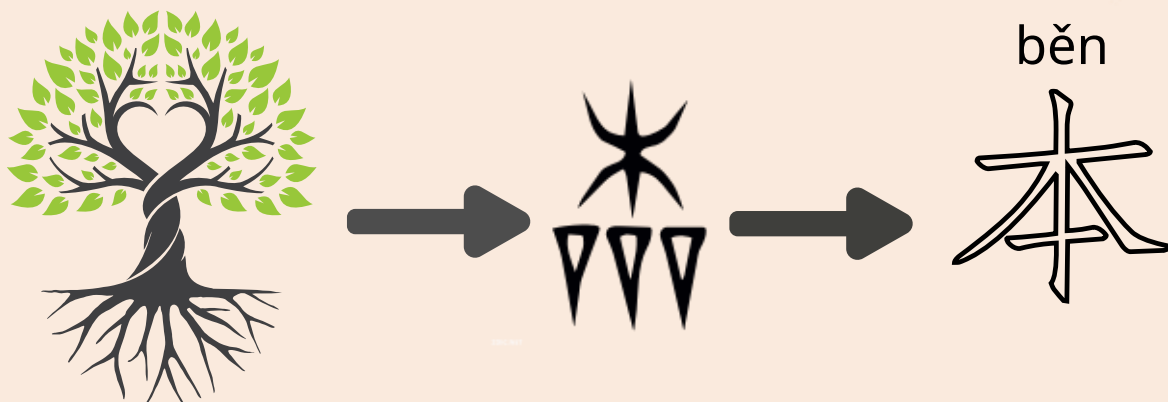
可以在掛繩的地方掛上一張小卡喔！

Done! You can hang a small card on the lanyard!



認識漢字

Chinese Characters are Fun



「本」這個字形狀是樹與它底下的根，指的是草木的根。

The character "本" shows a tree with its roots at the bottom, representing the root of a plant.


• 例如：本源 • For example, the origin

練習


Practice

請小朋友照筆畫練習寫字：


Practice writing this character according to its stroke order.



第1畫




第2畫



第3畫



第4畫



第5畫

