



W4-4

甜美的果實



小兒語古文解釋

The Explanation of Wisdom for Children



要甜先苦，要逸先勞。
須屈得下，才跳得高。




任何事情都需要透過實際的努力付出，才能換得好的結果。能夠以堅毅的態度，忍耐奮鬥過程中的辛苦；以不怕困難的精神，突破層層障礙，最終將會獲得生命成長的甜美果實。

Everything requires real effort to achieve good results. With perseverance, endure the challenges of hard work; with courage, overcome obstacles. In the end, you will reap the sweet rewards of personal growth.



閱讀前，聊一聊



Before Reading

1.

你參加過哪些「學校活動或社團」呢？

Have you joined any school activities or school clubs?

記得你第一次參加「社團或學校活動」的心情嗎？是緊張、興奮，還是其他感受呢？

Do you remember how you felt the first time you joined a club or school activity? Were you nervous, excited, or feeling something else?



閱讀中，聊一聊

During Reading

2.

P.10

帆船上有哪些裝備呢？

What equipment does a sailboat have?



P.12

如果學校有帆船課，你想參加嗎？

If your school has a sailing class, would you want to take it?

(A) 我想參加，因為……

(A) Yes, I do, because...

(B) 我不想參加，因為……

(B) No, I don't, because...



P.16

在學校的體育課上，會做哪些暖身活動？

What warm-up exercises do you usually do in PE classes?

P.26-33

翻到P.26之前，想一想，駕駛帆船出海後，可能會遇到什麼挑戰？

Before you turn to P.26, take a moment to think: What challenges might a sailor face while sailing out at sea?

閱讀後，聊一聊

After Reading

3.

阿妹在帆船課上，遇到哪些問題？

What problems did A-Mei face during her sailing class?

在獲得好成績前，阿妹做了哪些努力？

What efforts did A-Mei make before achieving good results?

「辛苦付出，得到甜美果實。」想一想，
「甜美果實」指的是什麼？

"xīn kǔ fù chū, dé dào tián měi guǒ shí."

Do you know the meaning for the "tián měi guǒ shí" ?

說一說，想要得到好結果，要付出什麼呢？

If you want to achieve good results, what do you need to put in?





摺紙船挑戰

Paper Boat Challenge



找朋友，一起來玩摺紙帆船挑戰!

Find some friends and try the paper boat folding challenge together!

(1) 拿一張A4紙，可以摺成任何形狀的紙船

Take an A4 sheet of paper and fold it into a paper boat of any shape.

(2) 將紙船放在水面上，將硬幣一個一個放入紙船中

Place the paper boat on the water and add coins one by one into the boat.

(3) 直到紙船下沉為止，硬幣數量最多人就獲勝囉！

Keep adding coins until the boat sinks.

The person who adds the most coins before it sinks wins!



規則：

Rules:

每艘船只能使用一張A4紙，可以摺和剪，但不能使用膠水黏貼。

Each boat can only be made from one A4 sheet of paper. Folding and cutting are allowed, but glue cannot be used.



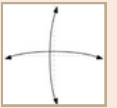
可以這樣摺

How to Make a Paper Boat



(1)把正方形紙對摺，再對摺，打開

Get a square of paper, fold it in half, and then do it again. After that, open the paper.



(2)沿中間線往內摺

Fold inward along the centerline.



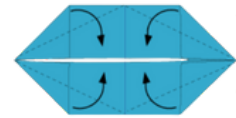
(3)把四個角往內摺

Fold the four corners inward.



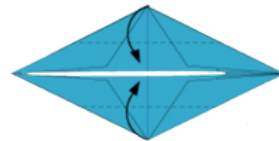
(4)再把四個角沿虛線往內摺，變成菱形

Then fold the four corners inward along the line, fold it into a diamond.



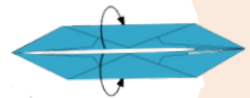
(5)把角度比較大的兩個角往內摺

Fold the two larger-angle corners inward.





(6)中間打開，從內側往外翻

Open the middle and flip it outward from the inside.



還可以這樣摺：

You can also make the paper boats like this:



認識漢字

Learning Chinese Characters is Fun



「美」字上面是「羊角」，下面是「人」。對以前的人來說，「頭戴羊角裝飾的人」是最美的。

"美" shows "sheep horns" on top and "person" below, as people wearing sheep horn decorations were considered beautiful.


• 例如：美麗 • For example: Beautiful

練習

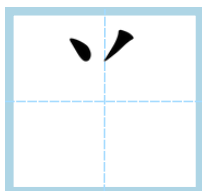
Practice

請小朋友照筆畫練習寫字：


Practice writing this character according to its stroke order.



第1畫



第2畫



第3畫



第4畫



第5畫



第6畫



第7畫



第8畫



第9畫

